



REGIONAL APPLICATIONS

THE MICHELIN® X® MULTI T2 - 17.5 TIRE

The highway trailer radial optimized for low bed, high cube trailer operations in regional applications.

Line Haul	Regional	Urban	On/Off Road
<input type="checkbox"/>	<input checked="" type="checkbox"/>	<input type="checkbox"/>	<input type="checkbox"/>

Recommended Acceptable



(1) 3PMSF (3 Peak Mountain Snow Flake) is from European R117 regulation. It has no regulatory Truck Tire reference in N.A. The tire must score at least 25% better in deep snow traction than the Standard Reference Test Tire on an ECE certified ISO test procedure. 3PMSF always appears with "M+S" mark.

business.michelinman.com



MICHELIN

THE MICHELIN® X® MULTI T2 - 17.5 TIRE

The highway trailer radial optimized for low bed, high cube trailer operations in regional applications.

Resistance to irregular wear
from shallow tread depth and very stable tread elements.

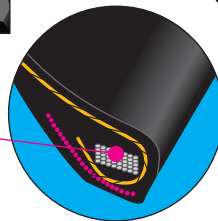
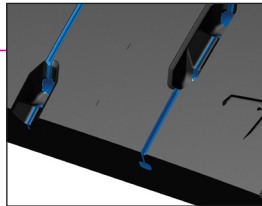

Resistance to stone-retention
from significant groove wall angles.

Outstanding casing durability
through robust three belt crown design featuring full width elastic protector ply.

Infini-Coil™ Technology:
Incorporates a continuous steel cable wrapped around the tire to ensure a consistent footprint and enhance tire endurance.

Tread Regeneration:
New tread grooves emerge when worn to provide additional grip and enhanced mobility over the life of the tire.

Stable bead area, minimizing fatigue and extending casing life through Michelin's rectangular bead bundle - a Michelin exclusive.



Size	Load Range	Catalog Number	Tread Depth			Max. Speed (*)		Loaded Radius		Overall Diameter		Overall Width (‡)		Approved Wheels (Measuring wheel listed first.)	Min. Dual Spacing (‡)		Revs Per Mile	Max. Load and Pressure Single				Max. Load and Pressure Dual			
			32nds	mph	kph	in.	mm	in.	mm	in.	mm	in.	mm		in.	mm		lbs.	psi	kg.	kPa	lbs.	psi	kg.	kPa
215/75R17.5	J	24581	15	62	100	13.9	354	30.2	766	8.2	208	6.00, 6.75	9.3	236	683	4940	130	2240	900	4670	130	2120	900		
245/70R17.5	J	00765	16	62	100	14.4	365	31.4	798	9.4	240	6.75, 7.50	10.7	272	664	6005	130	2725	900	5675	130	2575	900		


Note: Wheel listed first is the measuring wheel.


(1) 3PMSF (3 Peak Mountain Snow Flake) is from European R117 regulation. It has no regulatory Truck Tire reference in N.A. The tire must score at least 25% better in deep snow traction than the Standard Reference Test Tire on an ECE certified ISO test procedure. 3PMSF always appears with "M+S" mark.

(*) Exceeding the lawful speed limit is neither recommended nor endorsed.

(‡) Overall widths will change 0.1 inch (2.5 mm) for each 1/4 inch change in wheel width. Minimum dual spacing should be adjusted accordingly.

MICHELIN® tires and tubes are subject to a continuous development program. Michelin North America, Inc. reserves the right to change product specifications at any time without notice or obligations. MNA, Inc. continually updates its product information to reflect any changes in industry Standards. Printed material may not reflect the current Load and Inflation information. Please visit www.michelintruck.com for the latest product information. The actual load and inflation pressure used must not exceed the wheel manufacturer's maximum conditions. Never exceed a wheel manufacturer's limits without permission from the component manufacturer.

 TO FIND OUT MORE
US: business.michelinman.com
CA: business.michelin.ca

 FIND US ON FACEBOOK
[michelintruck](https://www.facebook.com/michelintruck)

 CONTACT US ON THE WEB
US: business.michelinman.com/contact-us
CA: business.michelin.ca/contact-us

 CONTACT US BY TELEPHONE
US: 1-888-622-2306
CA: 1-888-622-2306